

forewards

8 PLACES TO COLLECT EMAILS WITH OPT-INS

1. On Your Blog

You should have an opt in form at the top of your sidebar as well as at the end of every post asking readers to subscribe.

Check out this tutorial on how to add a subscribe box to the end of your post using Aweber or Mail Chimp: <http://nathalielussier.com/blog/online-business-ideas/add-an-optin-box-posts>

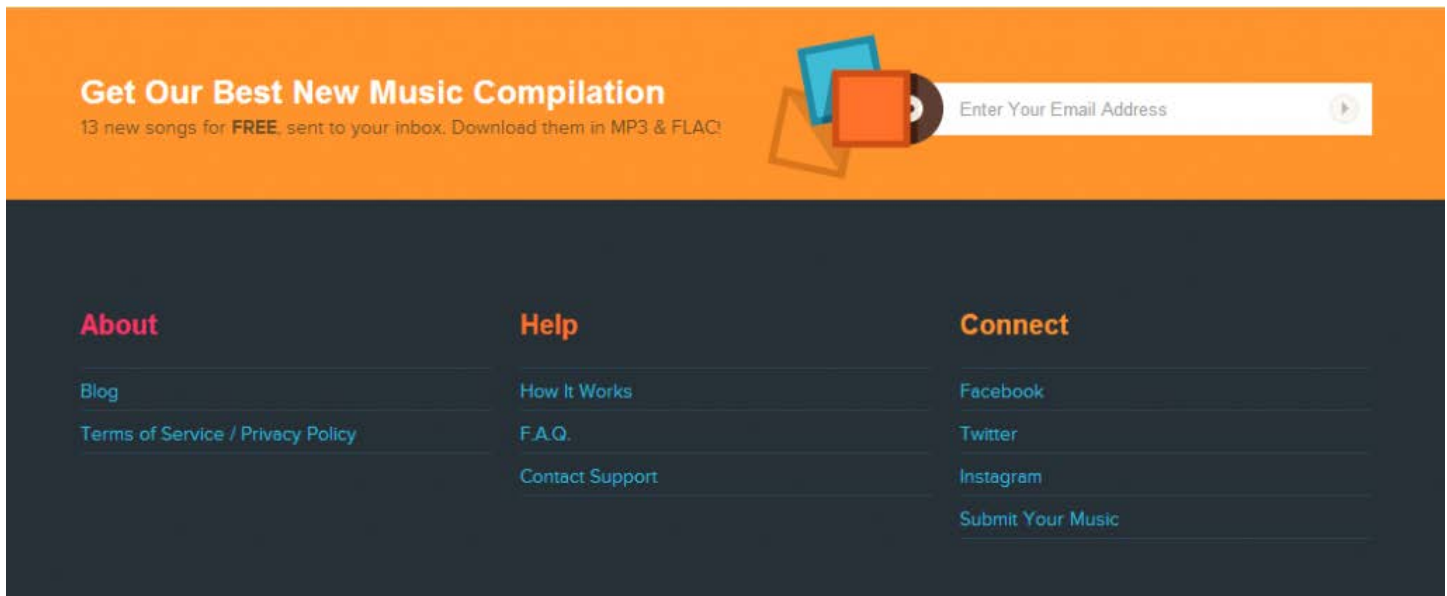
2. Pop Up

I know, I know, you hate these – but they work! If you are using WordPress the [‘WordPress Popup Plugin’](#) is great for this.



3. The Site Footer

If readers has made it all the way to the bottom of your site they are obviously interested so why not ask them to subscribe while they're down there?



4. About Us Page


Again, as mentioned above, the reader has browsed around and decided to learn more about you, the person writing these posts so chances are they will want to read more posts from you.

5. Twitter

Did you know you can collect emails with a tweet? This option costs a little bit of money, FYI. Check this out:

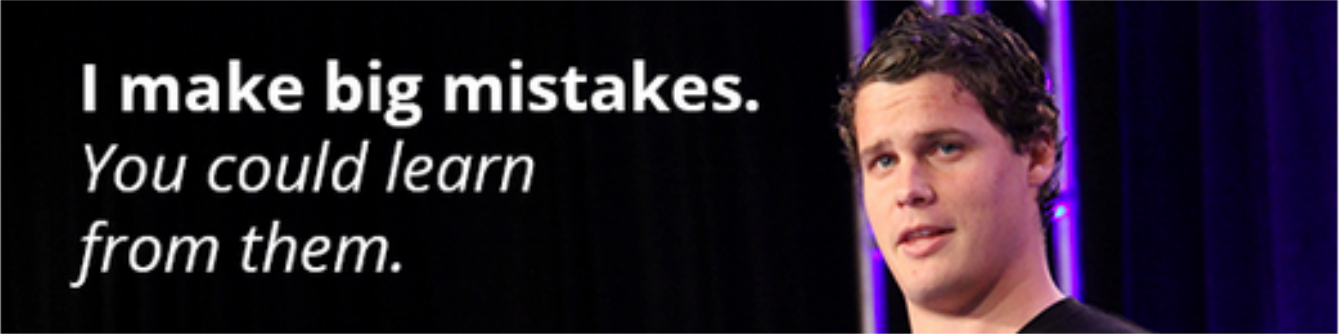
Twitter Cards let you bring rich experiences and useful tools to users within an expanded Tweet. The Lead Generation Card makes it easy for users to express interest in what your brand offers. Users can easily and securely share their email address with a business without leaving Twitter or having to fill out a cumbersome form.

View the tutorial here: <http://blog.getvero.com/twitter-lead-generation-cards/>




adii
@adii

Get my best tips & tricks in your inbox!



Send it to me!

Share your name and email address with adii



Campaign Monitor
@CampaignMonitor
su****@ca****.com

[View advertiser privacy policy](#)

6. Facebook

Facebook also has a separate tab option for opt ins with email clients like Aweber & Mail Chimp.

View the tutorial for Mail Chimp here: <http://kb.mailchimp.com/article/how-do-i-add-a-mailchimp-sign-up-form-to-my-facebook-fan-page/>

7. Comment Redirect

Redirect commenters who just made their first comment to a page of your choice. Allows you to ask them to subscribe, like you on Facebook, etc. Try the plugin; [Comment Redirect](#).



Thanks for Commenting!



Thanks for leaving your first comment here at Support Dash. We hope you come back to join the discussion again soon!

Why don't you subscribe to our new post notifications so you'll know right away when we publish our next post.

Get Notified When New Posts Are Published

8. LinkedIn

Offer something useful for their email in return using their 'Projects' option.

Check out the tutorial here: <http://famousinyourfield.com/leads-from-linkedin-add-your-email-opt-in/>